

Brushless Servo Motors N-Series

The BSM N Series provides low inertia and high torque desired for excellent performance response. This series is a rugged, durable design with Neodymium Iron Boron magnetics. Motor characteristics have been designed to be the same as Baldor's A Series, however, in a more economical package.



- Torque Range
 - BSM50 3.9 lb-in(0.45Nm) - 12 lb-in(1.36Nm)
 - BSM63 6.1 lb-in(0.7Nm) - 16.9 lb-in (1.91Nm)
 - BSM80 13.8 lb-in(1.5Nm) - 38 lb-in(4.3Nm)
 - BSM90 53 lb-in(6Nm) - 117 lb-in(13.3Nm)
 - BSM100 123 lb-in(14Nm) - 354 lb-in(40Nm)
- Inertia Range
 - 0.00006 lb-in-s² - (0.06 Kg-cm²)
 - to 0.0349 lb-in-s² - (39.4 Kg-cm²)
- Cooling kits available – to get more performance and extend torque range.
- Environmentally rugged – for reliability and long life.
- Winding potted for high voltage protection and for improved reliability and improved heat transfer.

- Heavy duty continuous operation – for dependability and assurance that it will always perform.
- High acceleration capability – to move faster, to get the job done faster.
- Rugged industrial construction – quality in the design.
- High torque to inertia ratio – enables your machine to produce more parts per hour.
- Neodymium iron boron magnetic design – for rapid positioning capability.
- UL/CSA/CE – proven designs, proven quality.
- Optional holding brakes – for design versatility

Overview

Software

Motion Controls

AC Controls

AC Motors

DC Controls

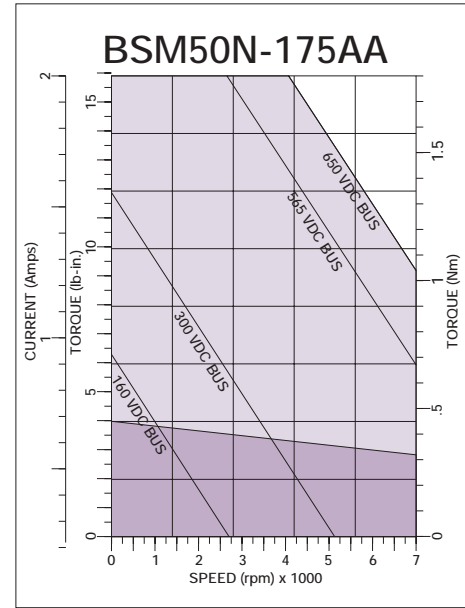
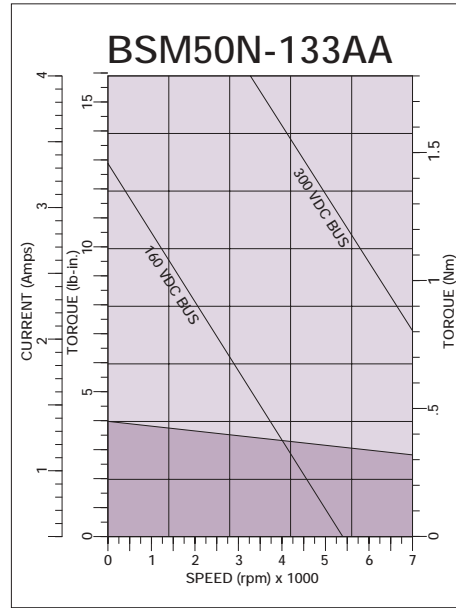
DC Motors

Linear Motors

Linear Stages

Engineering Information

BSM N-Series Performance Curves



Catalog Number		BSM50N-133AA	BSM50N-175AA
General			
Continuous Stall Torque	lb-in	3.9	3.9
	N-m	0.45	0.45
Continuous Current	amps	1.38	0.69
Peak Torque	lb-in	15.9	15.9
	N-m	1.80	1.80
Peak Current	amps	4.0	2
Mechanical Time Constant	msec	0.5	0.5
Electrical Time Constant	msec	0.16	0.3
Rated Speed	rpm	4000	4000
Rated Voltage	volts	160	300
Electrical			
Torque Constant	lb-in/amp	3.36	6.63
	N-m/amp	0.38	0.75
Voltage Constant	V _{pk} /krpm	32.3	64.9
	V _{rms} /krpm	22.9	45.9
Resistance	ohms	12.3	50.18
Inductance	mH	19.9	68
Mechanical			
Inertia	lb-in-s ²	0.00006	0.00006
	Kg-cm ²	0.0677	0.0677
Maximum Speed	rpm	7000	7000
Number of Motor Poles		4	4
Resolver Speed		1	1
Weight	lbs/Kg	2.4/1.1	2.4/1.1

Overview

Software

Motion Controls

AC Controls

AC Motors

DC Controls

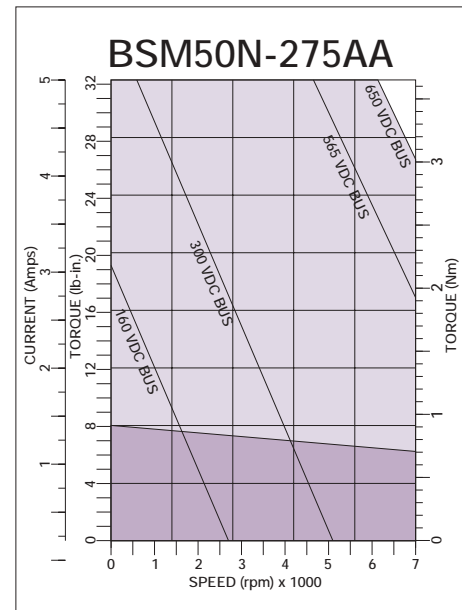
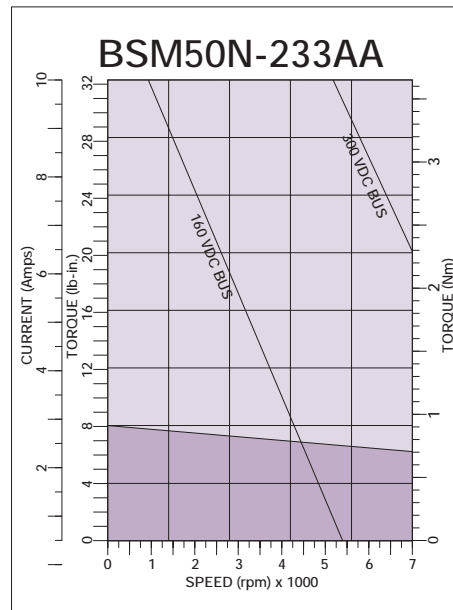
DC Motors

Linear Motors

Linear Stages

Engineering Information

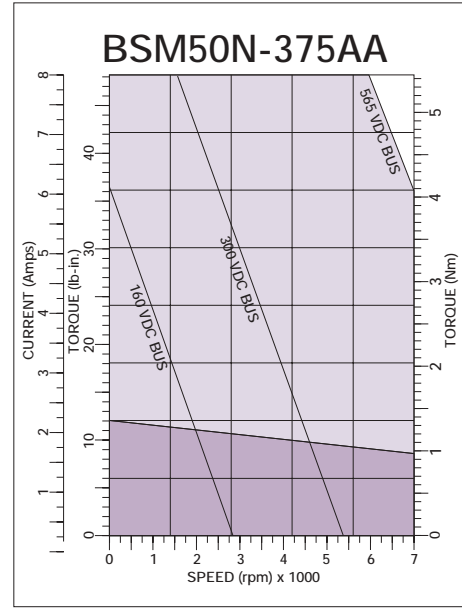
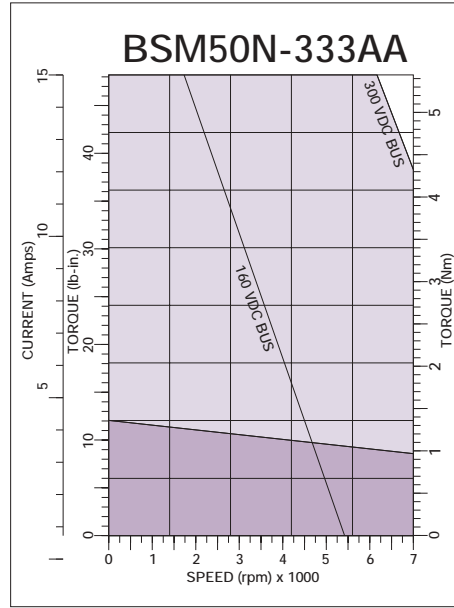
BSM N-Series Performance Curves



Catalog Number		BSM50N-233AA	BSM50N-275AA
General			
Continuous Stall Torque	lb-in	8	8
	N-m	0.91	0.91
Continuous Current	amps	2.87	1.40
Peak Torque	lb-in	32.3	32
	N-m	3.65	3.65
Peak Current	amps	10	5
Mechanical Time Constant	msec	0.34	0.35
Electrical Time Constant	msec	2.1	2.1
Rated Speed	rpm	4000	2000
Rated Voltage	volts	160	160
Electrical			
Torque Constant	lb-in/amp	3.36	6.63
	N-m/amp	0.38	0.75
Voltage Constant	V _{pk} /krpm	32.3	64.9
	V _{rms} /krpm	22.9	45.9
Resistance	ohms	4.07	16.2
Inductance	mH	8.9	35.1
Mechanical			
Inertia	lb-in-s ²	0.00011	0.00011
	Kg-cm ²	0.124	0.124
Maximum Speed	rpm	7000	7000
Number of Motor Poles		4	4
Resolver Speed		1	1
Weight	lbs/Kg	3.4/1.6	3.4/1.6

- Overview
- Software
- Motion Controls
- AC Controls
- AC Motors
- DC Controls
- DC Motors
- Linear Motors
- Linear Stages
- Engineering Information

BSM N-Series Performance Curves



Catalog Number		BSM50N-333AA	BSM50N-375AA
General			
Continuous Stall Torque	lb-in	12	12
	N-m	1.36	1.36
Continuous Current	amps	4.3	2.2
Peak Torque	lb-in	48.15	48.15
	N-m	5.44	5.44
Peak Current	amps	15	8
Mechanical Time Constant	msec	0.29	0.29
Electrical Time Constant	msec	1.9	1.8
Rated Speed	rpm	4000	4000
Rated Voltage	volts	160	300
Electrical			
Torque Constant	lb-in/amp	3.31	6.38
	N-m/amp	0.375	0.722
Voltage Constant	V _{pk} /krpm	31.9	61.6
	V _{rms} /krpm	22.6	43.6
Resistance	ohms	2.2	8.25
Inductance	mH	4.2	15.16
Mechanical			
Inertia	lb-in-s ²	0.00016	0.00016
	Kg-cm ²	0.18	0.18
Maximum Speed	rpm	7000	7000
Number of Motor Poles		4	4
Resolver Speed		1	1
Weight	lbs/Kg	4.4/2	4.4/2

Overview

Software

Motion Controls

AC Controls

AC Motors

DC Controls

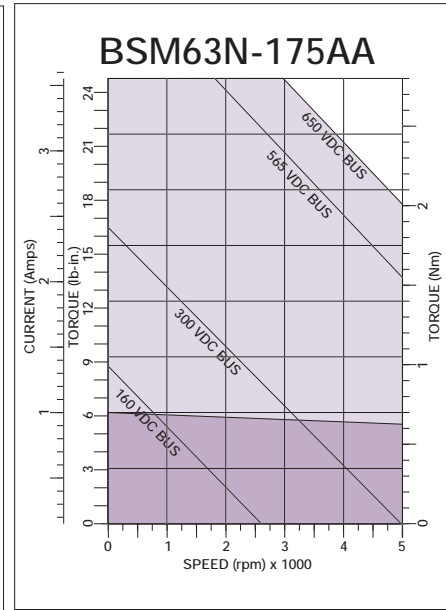
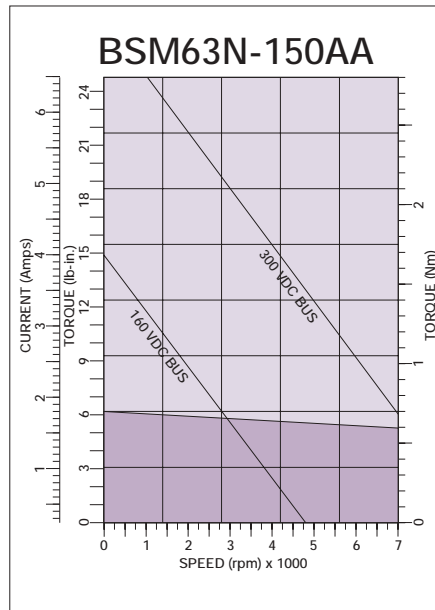
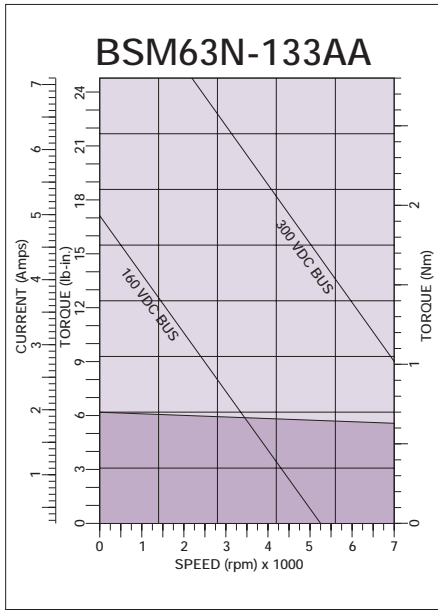
DC Motors

Linear Motors

Linear Stages

Engineering Information

BSM N-Series Performance Curves



Catalog Number		BSM63N-133AA	BSM63N-150AA	BSM63N-175AA
General				
Continuous Stall Torque	lb-in	6.8	6.8	6.8
	N-m	0.77	0.77	0.77
Continuous Current	amps	2.17	1.98	1.08
Peak Torque	lb-in	27.25	27.25	27.25
	N-m	3.08	3.08	3.08
Peak Current	amps	7.82	7.14	3.91
Mechanical Time Constant	msec	1.2	1.3	1.2
Electrical Time Constant	msec	1.3	1.4	1.4
Rated Speed	rpm	6000	4000	4000
Rated Voltage	volts	200	200	300
Electrical				
Torque Constant	lb-in/amp	3.48	3.81	6.96
	N-m/amp	0.394	0.431	0.787
Voltage Constant	V _{pk} /krpm	33.65	36.82	67.30
	V _{rms} /krpm	23.80	26.04	47.60
Resistance	ohms	9.4	12.1	37.4
Inductance	mH	12.77	17.20	53.63
Mechanical				
Inertia	lb-in-s ²	0.00018	0.00018	0.00018
	Kg-cm ²	0.2031	0.2031	0.2031
Maximum Speed	rpm	7000	7000	7000
Number of Motor Poles		4	4	4
Resolver Speed		1	1	1
Weight	lbs/Kg	3.7/1.68	3.7/1.68	3.7/1.68

- Overview
- Software
- Motion Controls
- AC Controls
- AC Motors
- DC Controls
- DC Motors
- Linear Motors
- Linear Stages
- Engineering Information

BSM N-Series Performance Curves

Overview

Software

Motion Controls

AC Controls

AC Motors

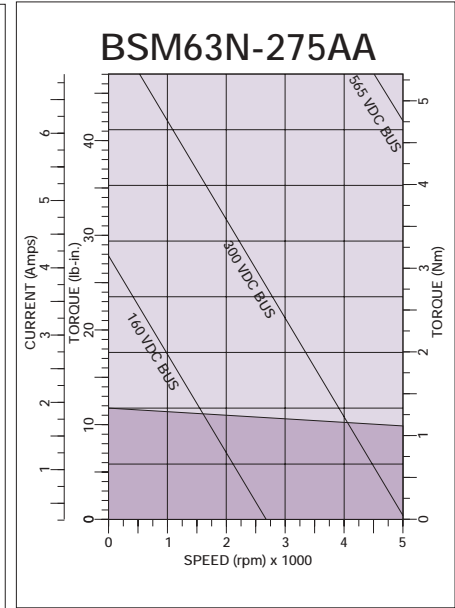
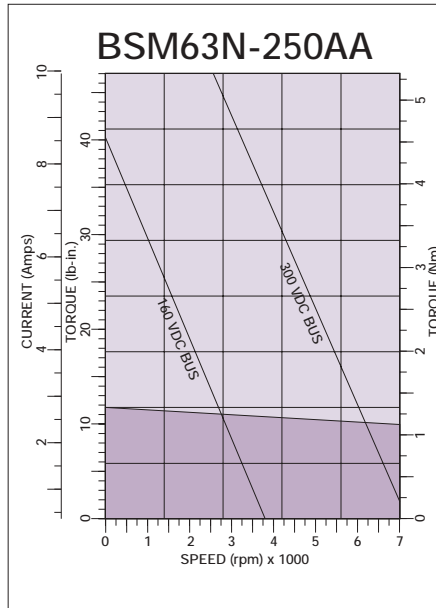
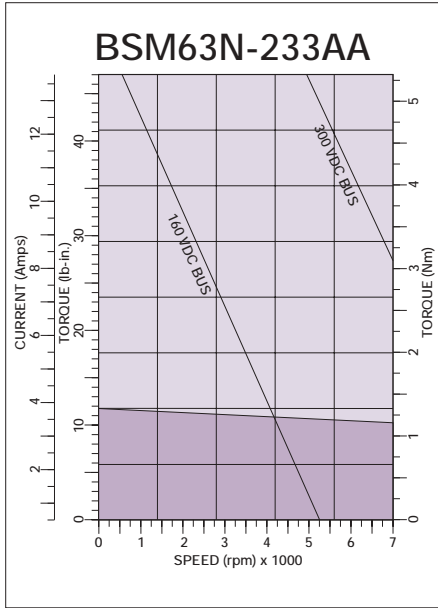
DC Controls

DC Motors

Linear Motors

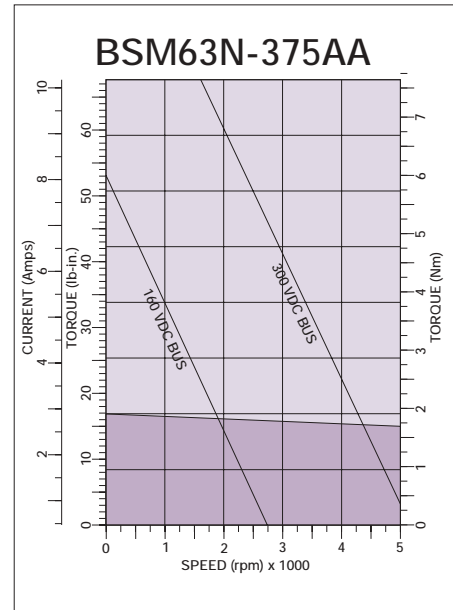
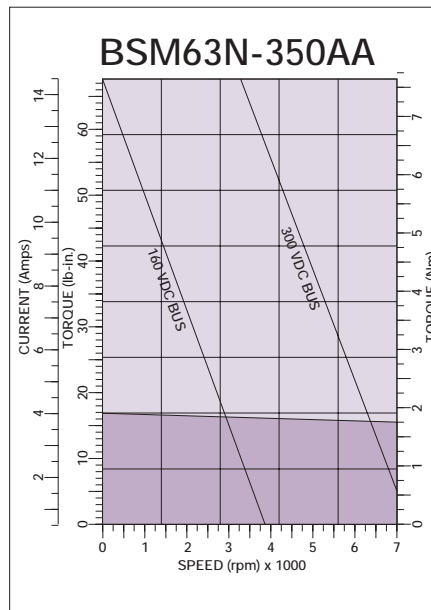
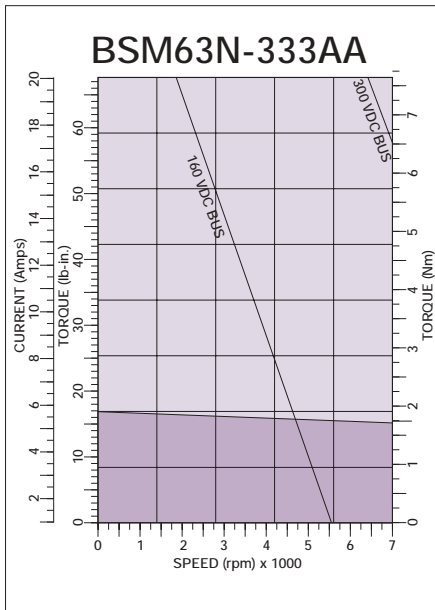
Linear Stages

Engineering Information



Catalog Number		BSM63N-233AA	BSM63N-250AA	BSM63N-275AA
General				
Continuous Stall Torque	lb-in	13	13	13
	N-m	1.47	1.47	1.47
Continuous Current	amps	4.23	3.05	2.11
Peak Torque	lb-in	52.04	52.04	52.04
	N-m	5.88	5.88	5.88
Peak Current	amps	15.23	10.99	7.61
Mechanical Time Constant	msec	0.79	0.75	0.74
Electrical Time Constant	msec	1.5	2.0	2.1
Rated Speed	rpm	6000	4000	4000
Rated Voltage	volts	200	200	300
Electrical				
Torque Constant	lb-in/amp	3.41	4.73	6.84
	N-m/amp	0.386	0.535	0.773
Voltage Constant	V _{pk} /krpm	33.0	45.71	66.0
	V _{rms} /krpm	23.35	32.33	46.71
Resistance	ohms	3.1	5.6	11.6
Inductance	mH	4.75	11.57	24.77
Mechanical				
Inertia	lb-in-s ²	0.00034	0.00034	0.00034
	Kg-cm ²	0.384	0.384	0.384
Maximum Speed	rpm	7000	7000	7000
Number of Motor Poles		4	4	4
Resolver Speed		1	1	1
Weight	lbs/Kg	5/2.3	5/2.3	5/2.3

BSM N-Series Performance Curves



Catalog Number		BSM63N-333AA	BSM63N-350AA	BSM63N-375AA
General				
Continuous Stall Torque	lb-in	18.5	18.5	18.5
	N-m	2.09	2.09	2.09
Continuous Current	amps	6.26	4.4	3.09
Peak Torque	lb-in	73.99	73.99	73.99
	N-m	8.36	15.86	11.15
Peak Current	amps	22.53	14.49	10.19
Mechanical Time Constant	msec	0.61	0.66	0.59
Electrical Time Constant	msec	1.9	1.78	2.3
Rated Speed	rpm	6000	4000	4000
Rated Voltage	volts	200	200	300
Electrical				
Torque Constant	lb-in/amp	3.28	4.66	6.63
	N-m/amp	0.371	0.527	0.750
Voltage Constant	V _{pk} /krpm	31.74	45.07	64.13
	V _{rms} /krpm	22.45	31.88	45.36
Resistance	ohms	1.5	3.28	5.92
Inductance	mH	2.85	5.87	13.67
Mechanical				
Inertia	lb-in-s ²	0.00050	0.00050	0.00050
	Kg-cm ²	0.564	0.564	0.564
Maximum Speed	rpm	7000	7000	7000
Number of Motor Poles		4	4	4
Resolver Speed		1	1	1
Weight	lbs/Kg	6.3/2.9	6.3/2.9	6.3/2.9

- Overview
- Software
- Motion Controls
- AC Controls
- AC Motors
- DC Controls
- DC Motors
- Linear Motors
- Linear Stages
- Engineering Information

BSM N-Series Performance Curves

Overview

Software

Motion Controls

AC Controls

AC Motors

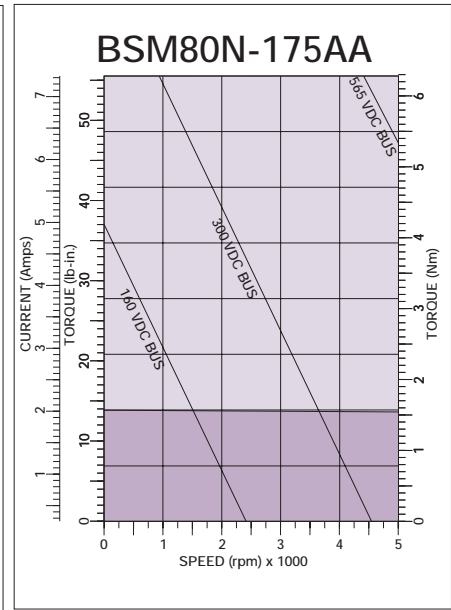
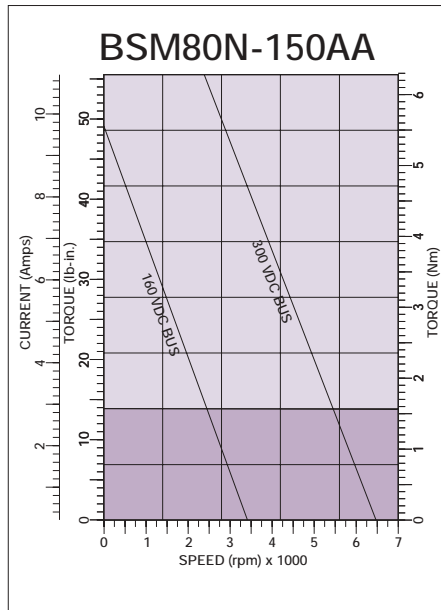
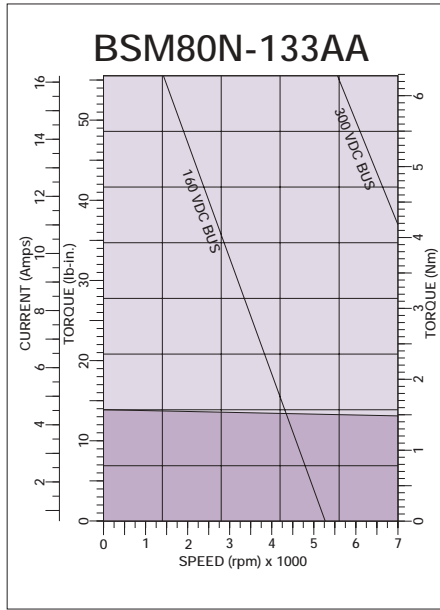
DC Controls

DC Motors

Linear Motors

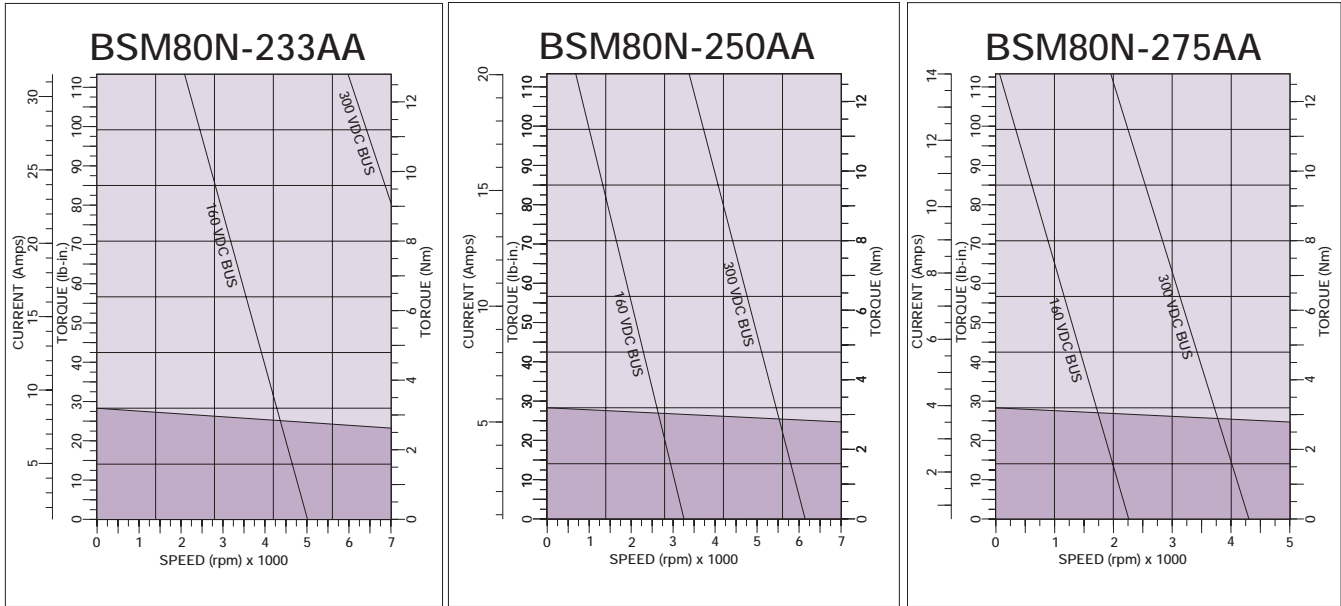
Linear Stages

Engineering Information



Catalog Number		BSM80N-133AA	BSM80N-150AA	BSM80N-175AA
General				
Continuous Stall Torque	lb-in	14.6	14.6	14.6
	N-m	1.65	1.65	1.65
Continuous Current	amps	4.74	3.05	2.14
Peak Torque	lb-in	58.41	58.41	58.41
	N-m	6.6	6.6	6.6
Peak Current	amps	17.1	11.0	7.69
Mechanical Time Constant	msec	1.2	1.2	1.2
Electrical Time Constant	msec	2.4	2.7	2.9
Rated Speed	rpm	6000	6000	4000
Rated Voltage	volts	200	300	300
Electrical				
Torque Constant	lb-in/amp	3.4	5.3	7.5
	N-m/amp	0.386	0.6	0.85
Voltage Constant	V _{pk} /krpm	29.6	51.3	73.3
	V _{rms} /krpm	21	36.3	51.8
Resistance	ohms	2.1	5.1	9.53
Inductance	mH	5.2	13.97	28.0
Mechanical				
Inertia	lb-in-s ²	0.00081	0.00081	0.00081
	Kg-cm ²	0.915	0.915	0.915
Maximum Speed	rpm	7000	7000	7000
Number of Motor Poles		4	4	4
Resolver Speed		1	1	1
Weight	lbs/Kg	7/3.2	7/3.2	7/3.2

BSM N-Series Performance Curves



Catalog Number		BSM80N-233AA	BSM80N-250AA	BSM80N-275AA
General				
Continuous Stall Torque	lb-in	28.3	28.3	28.3
	N-m	3.2	3.2	3.2
Continuous Current	amps	8.76	5.61	3.93
Peak Torque	lb-in	113.28	113.28	113.28
	N-m	12.8	12.8	12.8
Peak Current	amps	31.5	20.2	14
Mechanical Time Constant	msec	0.86	0.77	0.67
Electrical Time Constant	msec	3.4	2.9	3.9
Rated Speed	rpm	6000	4000	4000
Rated Voltage	volts	200	200	300
Electrical				
Torque Constant	lb-in/amp	3.59	5.6	8.0
	N-m/amp	0.406	0.633	0.904
Voltage Constant	V _{pk} /krpm	34.7	54.1	77.3
	V _{rms} /krpm	24.6	38.29	54.7
Resistance	ohms	0.832	0.81	3.2
Inductance	mH	2.73	5.30	12.73
Mechanical				
Inertia	lb-in-s ²	0.00152	0.00152	0.00152
	Kg-cm ²	1.717	1.717	1.717
Maximum Speed	rpm	7000	7000	7000
Number of Motor Poles		4	4	4
Resolver Speed		1	1	1
Weight	lbs/Kg	10/4.6	10/4.6	10/4.6

- Overview
- Software
- Motion Controls
- AC Controls
- AC Motors
- DC Controls
- DC Motors
- Linear Motors
- Linear Stages
- Engineering Information

BSM N-Series Performance Curves

Overview

Software

Motion Controls

AC Controls

AC Motors

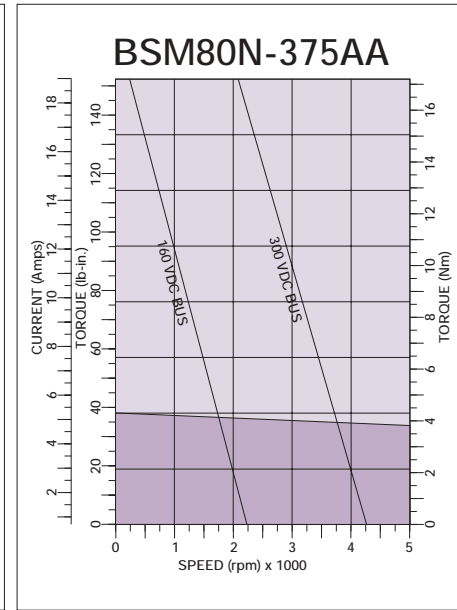
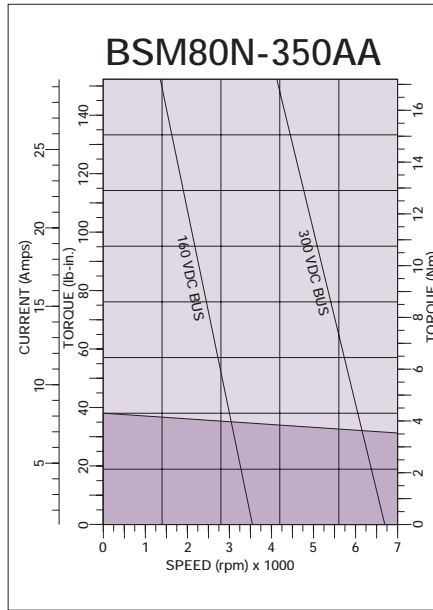
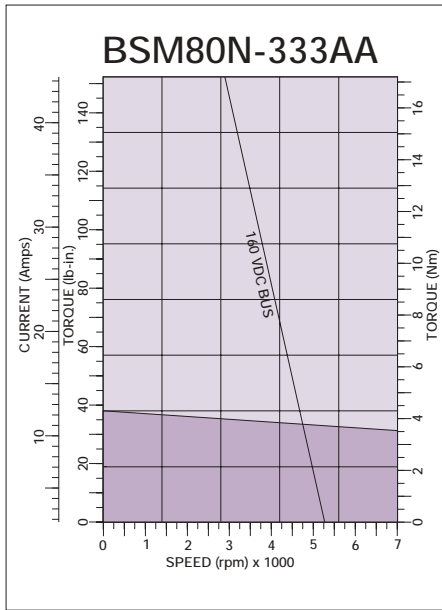
DC Controls

DC Motors

Linear Motors

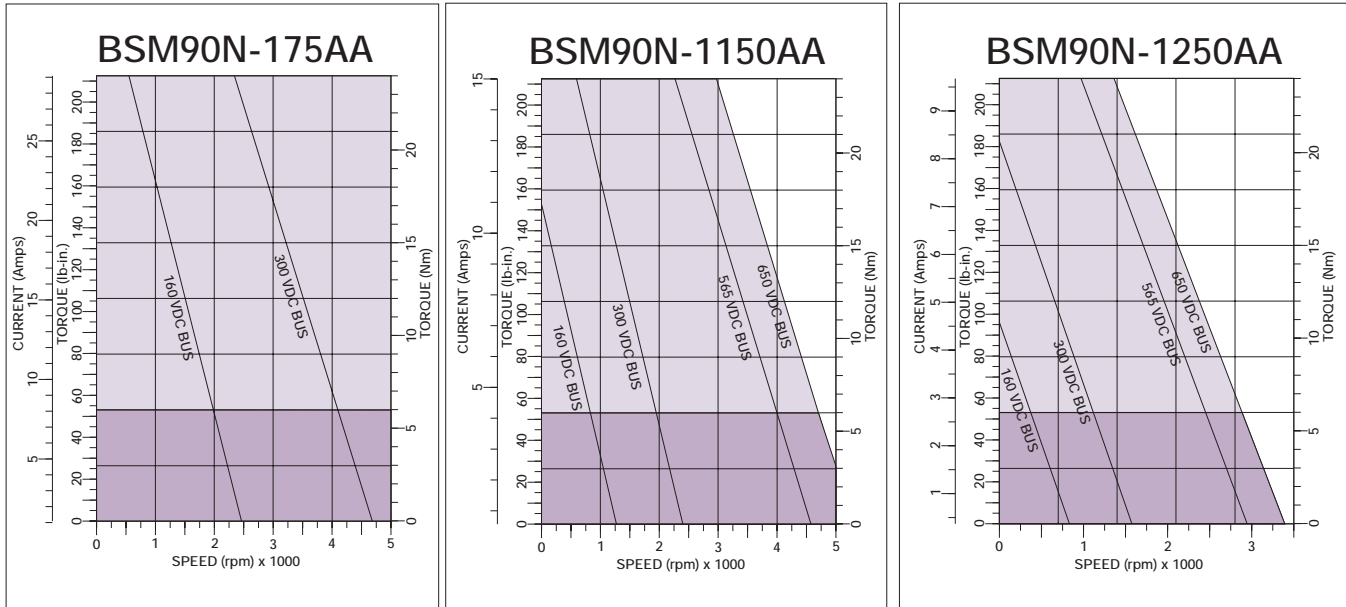
Linear Stages

Engineering Information



Catalog Number		BSM80N-333AA	BSM80N-350AA	BSM80N-375AA
General				
Continuous Stall Torque	lb-in	40	40	40
	N-m	4.52	4.52	4.52
Continuous Current	amps	12.98	8.61	5.54
Peak Torque	lb-in	160	160	160
	N-m	18.08	18.08	18.08
Peak Current	amps	46.71	31.01	19.96
Mechanical Time Constant	msec	0.72	0.69	0.69
Electrical Time Constant	msec	4.2	4.4	4.2
Rated Speed	rpm	6000	4000	4000
Rated Voltage	volts	200	200	300
Electrical				
Torque Constant	lb-in/amp	3.42	5.15	8.01
	N-m/amp	0.387	0.583	0.906
Voltage Constant	V _{pk} /krpm	33.2	49.7	77.4
	V _{rms} /krpm	23.41	35.2	54.7
Resistance	ohms	0.433	0.935	2.22
Inductance	mH	1.70	4.00	9.30
Mechanical				
Inertia	lb-in-s ²	0.00223	0.00223	0.00223
	Kg-cm ²	2.519	2.519	2.519
Maximum Speed	rpm	7000	7000	7000
Number of Motor Poles		4	4	4
Resolver Speed		1	1	1
Weight	lbs/Kg	13/6	13/6	13/6

BSM N-Series Performance Curves



Catalog Number		BSM90N-175AA	BSM90N-1150AA	BSM90N-1250AA
General				
Continuous Stall Torque	lb-in	53	53	53
	N-m	6	6	6
Continuous Current	amps	8.07	4.16	2.69
Peak Torque	lb-in	212.41	212.41	212.41
	N-m	24	24	24
Peak Current	amps	29.05	15	9.68
Mechanical Time Constant	msec	0.61	0.57	0.59
Electrical Time Constant	msec	3.3	4.0	4.0
Rated Speed	rpm	4000	2000	1200
Rated Voltage	volts	300	300	300
Electrical				
Torque Constant	lb-in/amp	7.31	14.16	21.93
	N-m/amp	0.826	1.60	2.47
Voltage Constant	V _{pk} /krpm	70.64	136.86	211.94
	V _{rms} /krpm	49.96	96.79	149.89
Resistance	ohms	1.24	4.33	10.66
Inductance	mH	4.15	17.6	43.50
Mechanical				
Inertia	lb-in-s ²	0.0030	0.0030	0.0030
	Kg-cm ²	3.389	3.389	3.389
Maximum Speed	rpm	6000	6000	4000
Number of Motor Poles		8	8	8
Resolver Speed		1	1	1
Weight	lbs/Kg	18/8.2	18/8.2	18/8.2

- Overview
- Software
- Motion Controls
- AC Controls
- AC Motors
- DC Controls
- DC Motors
- Linear Motors
- Linear Stages
- Engineering Information

BSM N-Series Performance Curves

Overview

Software

Motion Controls

AC Controls

AC Motors

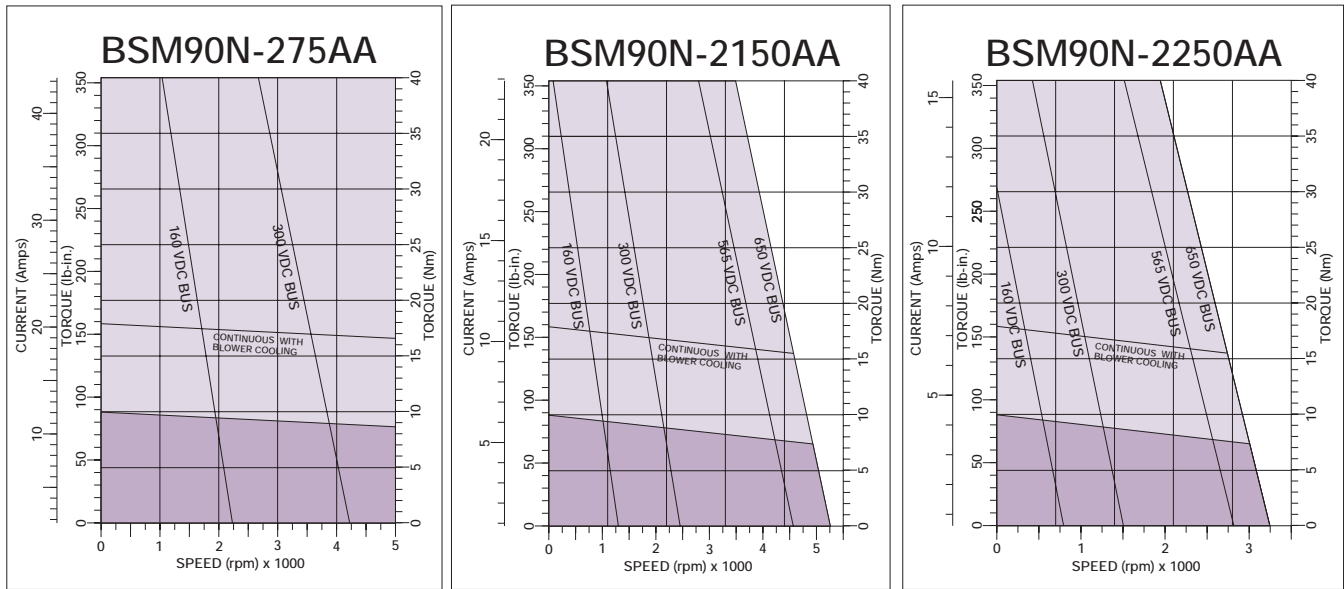
DC Controls

DC Motors

Linear Motors

Linear Stages

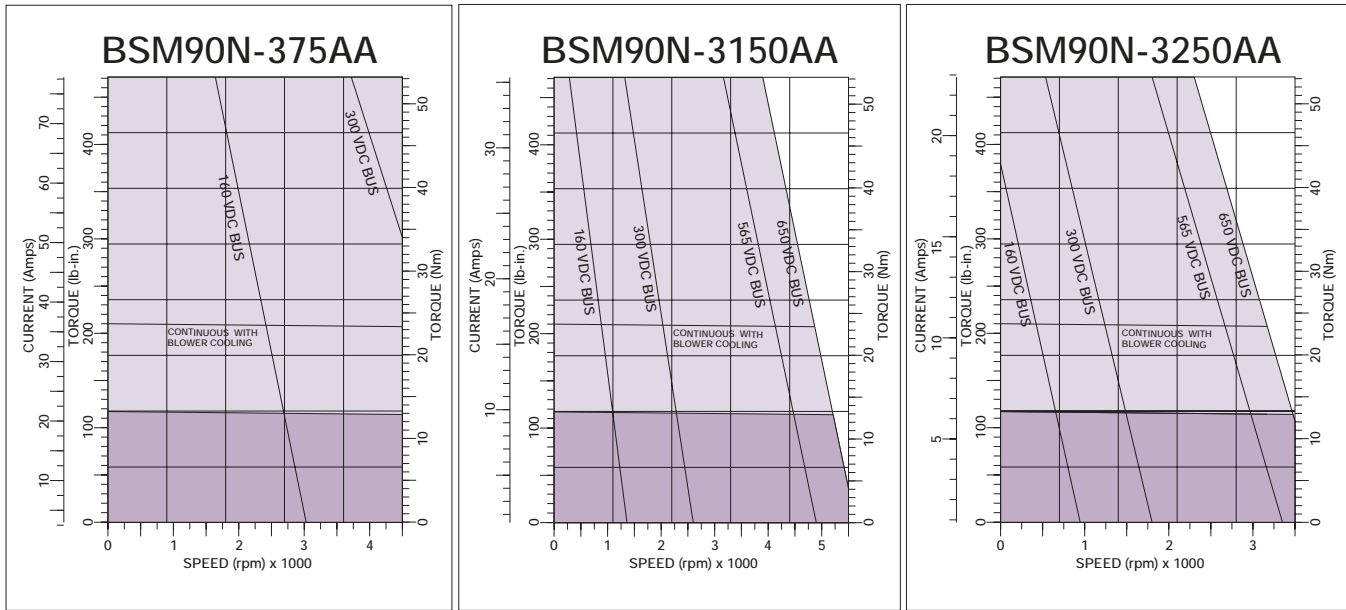
Engineering Information



Catalog Number		BSM90N-275AA	BSM90N-2150AA	BSM90N-2250AA
General				
Continuous Stall Torque	lb-in	88	88	88
	N-m	10	10	10
Continuous Current	amps	12.01	6.36	4.33
Peak Torque	lb-in	354	354	354
	N-m	40	40	40
Peak Current	amps	43.29	22.90	15.58
Mechanical Time Constant	msec	0.38	0.39	0.39
Electrical Time Constant	msec	5.0	5.4	5.7
Rated Speed	rpm	4000	2000	1200
Rated Voltage	volts	300	300	300
Electrical				
Torque Constant	lb-in/amp	8.17	15.45	22.72
	N-m/amp	0.924	1.745	2.568
Voltage Constant	V _{pk} /krpm	79.01	149.60	219.52
	V _{rms} /krpm	55.88	105.80	155.25
Resistance	ohms	0.523	0.917	3.94
Inductance	mH	2.66	10.5	22.5
Mechanical				
Inertia	lb-in-s ²	0.0056	0.0056	0.0056
	Kg-cm ²	6.327	6.327	6.327
Maximum Speed	rpm	6000	5700	4000
Number of Motor Poles		8	8	8
Resolver Speed		1	1	1
Weight	lbs/Kg	28/12.7	28/12.7	28/12.7

NOTE: A blower cooling option is available which will increase the motor's continuous stall torque by another 80%. Peak torque remains unchanged.

BSM N-Series Performance Curves



Catalog Number		BSM90N-375AA	BSM90N-3150AA	BSM90N-3250AA
General				
Continuous Stall Torque	lb-in	117	117	117
	N-m	13.3	13.3	13.3
Continuous Current	amps	19.6	8.92	5.77
Peak Torque	lb-in	471	471	471
	N-m	53.2	53.2	53.2
Peak Current	amps	70.73	32.14	20.79
Mechanical Time Constant	msec	0.4	0.4	0.4
Electrical Time Constant	msec	5.0	5.4	5.5
Rated Speed	rpm	4000	2000	1200
Rated Voltage	volts	300	300	300
Electrical				
Torque Constant	lb-in/amp	6.05	13.31	20.58
	N-m/amp	0.684	1.505	2.326
Voltage Constant	V _{pk} /krpm	58.45	264.41	198.87
	V _{rms} /krpm	41.34	90.97	140.65
Resistance	ohms	0.2075	1.02	2.39
Inductance	mH	1.257	5.53	13.18
Mechanical				
Inertia	lb-in-s ²	0.0082	0.0082	0.0082
	Kg-cm ²	9.264	9.264	9.264
Maximum Speed	rpm	6000	5800	4000
Number of Motor Poles		8	8	8
Resolver Speed		1	1	1
Weight	lbs/Kg	38/17.3	38/17.3	38/17.3

NOTE: A blower cooling option is available which will increase the motor's continuous stall torque by another 80%. Peak torque remains unchanged.

- Overview
- Software
- Motion Controls
- AC Controls
- AC Motors
- DC Controls
- DC Motors
- Linear Motors
- Linear Stages
- Engineering Information

BSM N-Series Performance Curves

Overview

Software

Motion Controls

AC Controls

AC Motors

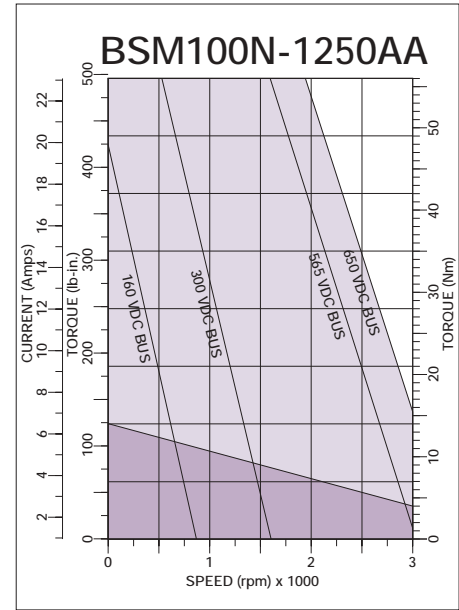
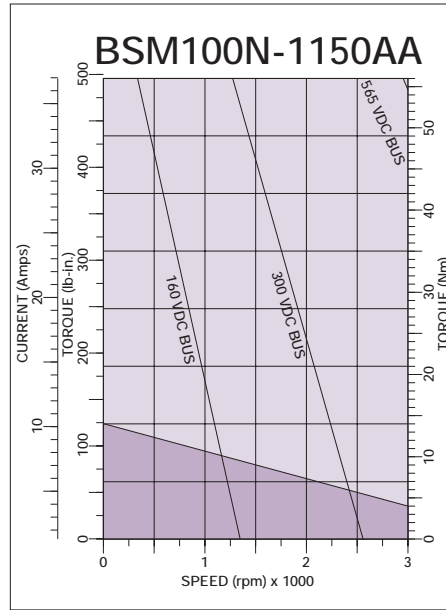
DC Controls

DC Motors

Linear Motors

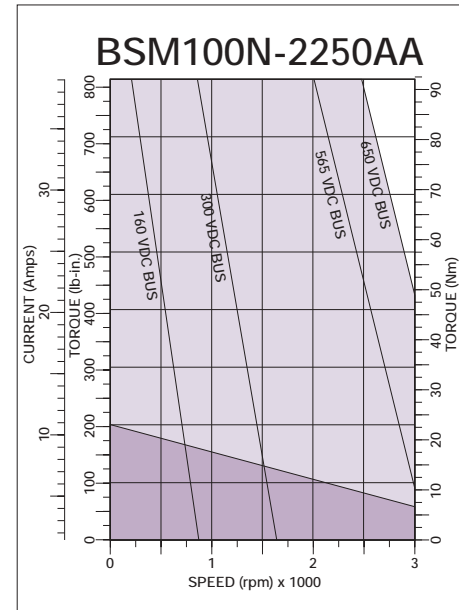
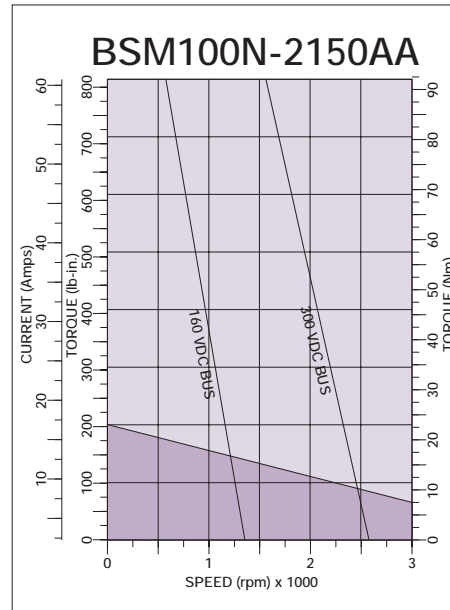
Linear Stages

Engineering Information



Catalog Number		BSM100N-1150AA	BSM100N-1250AA
General			
Continuous Stall Torque	lb-in	123.9	123.9
	N-m	14.0	14.0
Continuous Current	amps	10.26	6.41
Peak Torque	lb-in	495.6	495.6
	N-m	56.0	56.0
Peak Current	amps	36.95	23.09
Mechanical Time Constant	msec	0.54	0.54
Electrical Time Constant	msec	7.2	7.4
Rated Speed	rpm	2000	1200
Rated Voltage	volts	300	300
Electrical			
Torque Constant	lb-in/amp	13.41	21.46
	N-m/amp	1.515	2.425
Voltage Constant	V _{pk} /krpm	129.12	207.27
	V _{rms} /krpm	91.32	146.59
Resistance	ohms	0.9156	2.363
Inductance	mH	6.68	17.566
Mechanical			
Inertia	lb-in-s ²	0.0120	0.0120
	Kg-cm ²	13.558	13.558
Maximum Speed	rpm	3000	3000
Number of Motor Poles		8	8
Resolver Speed		1	1
Weight	lbs/Kg	35/16	35/16

BSM N-Series Performance Curves



Catalog Number	BSM100N-2150AA		BSM100N-2250AA	
General				
Continuous Stall Torque	lb-in	203.5	203.5	
	N-m	23.0	23.0	
Continuous Current	amps	16.87	10.85	
Peak Torque	lb-in	814.2	814.2	
	N-m	92.0	92.0	
Peak Current	amps	60.73	39.05	
Mechanical Time Constant	msec	0.39	0.36	
Electrical Time Constant	msec	8.2	9.4	
Rated Speed	rpm	2000	1200	
Rated Voltage	volts	300	300	
Electrical				
Torque Constant	lb-in/amp	13.4	21.85	
	N-m/amp	1.515	2.356	
Voltage Constant	V _{pk} /krpm	129.46	201.42	
	V _{rms} /krpm	91.56	142.45	
Resistance	ohms	0.4021	0.879	
Inductance	mH	3.33	8.35	
Mechanical				
Inertia	lb-in-s ²	0.0196	0.0196	
	Kg-cm ²	22.145	22.145	
Maximum Speed	rpm	3000	3000	
Number of Motor Poles		8	8	
Resolver Speed		1	1	
Weight	lbs/Kg	49/22.3	49/22.3	

- Overview
- Software
- Motion Controls
- AC Controls
- AC Motors
- DC Controls
- DC Motors
- Linear Motors
- Linear Stages
- Engineering Information

BSM N-Series Performance Curves

Overview

Software

Motion Controls

AC Controls

AC Motors

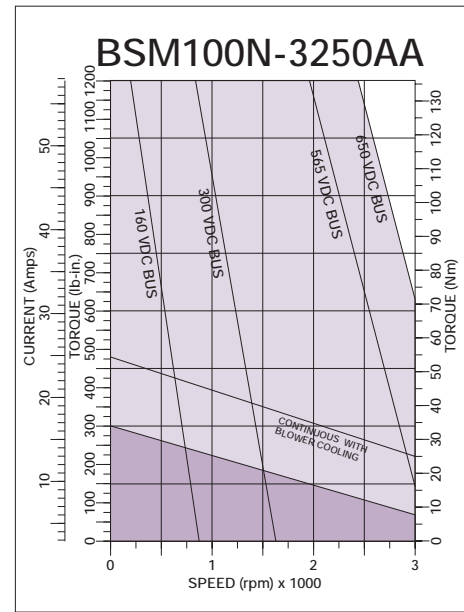
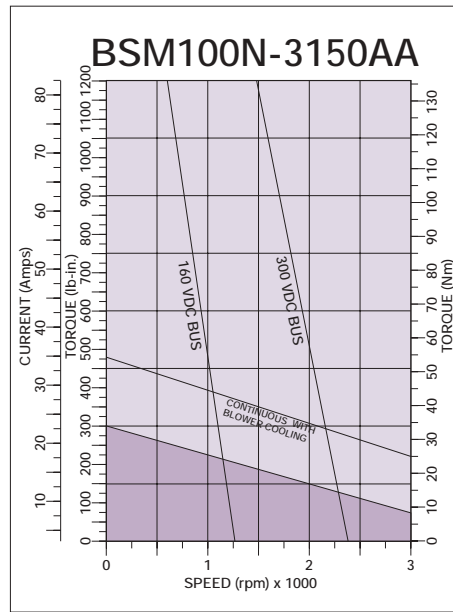
DC Controls

DC Motors

Linear Motors

Linear Stages

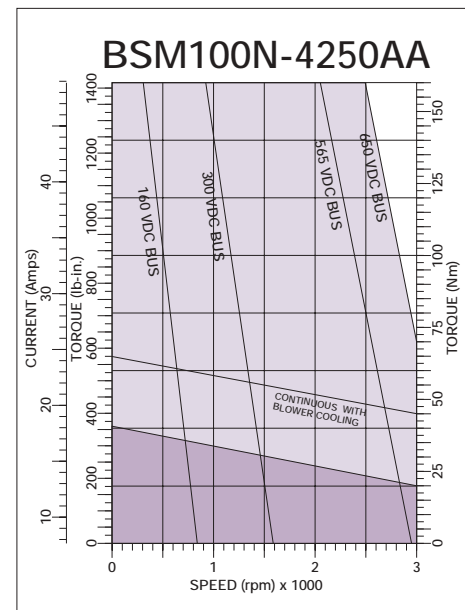
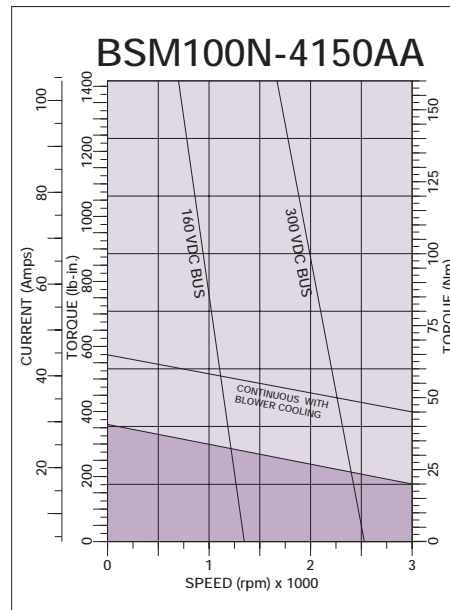
Engineering Information



Catalog Number		BSM100N-3150AA	BSM100N-3250AA
General			
Continuous Stall Torque	lb-in	300	300
	N-m	34.0	34.0
Continuous Current	amps	22.91	16.03
Peak Torque	lb-in	1203.16	1203.6
	N-m	136.0	136.0
Peak Current	amps	82.47	57.73
Mechanical Time Constant	msec	0.28	0.35
Electrical Time Constant	msec	10.9	9.7
Rated Speed	rpm	2000	1200
Rated Voltage	volts	300	300
Electrical			
Torque Constant	lb-in/amp	14.59	20.85
	N-m/amp	1.649	2.356
Voltage Constant	V _{pk} /krpm	140.96	201.38
	V _{rms} /krpm	99.69	142.42
Resistance	ohms	0.25	0.61
Inductance	mH	2.74	5.96
Mechanical			
Inertia	lb-in-s ²	0.0273	0.0273
	Kg-cm ²	30.844	30.844
Maximum Speed	rpm	3000	3000
Number of Motor Poles		8	8
Resolver Speed		1	1
Weight	lbs/Kg	63/28.6	63/28.6

NOTE: A blower cooling option is available which will increase the motor's continuous stall torque by another 60%. Peak torque remains unchanged.

BSM N-Series Performance Curves



Catalog Number	BSM100N-4150AA		BSM100N-4250AA	
General				
Continuous Stall Torque	lb-in	354	354	
	N-m	40.0	40.0	
Continuous Current	amps	28.95	18.09	
Peak Torque	lb-in	1416.0	1416.0	
	N-m	160.0	160.0	
Peak Current	amps	104.23	48.84	
Mechanical Time Constant	msec	0.31	0.28	
Electrical Time Constant	msec	10.3	11.5	
Rated Speed	rpm	2000	1200	
Rated Voltage	volts	300	300	
Electrical				
Torque Constant	lb-in/amp	13.58	21.74	
	N-m/amp	1.535	2.457	
Voltage Constant	$V_{pk}/krpm$	131.26	210.02	
	$V_{rms}/krpm$	92.83	148.53	
Resistance	ohms	0.18	0.42	
Inductance	mH	1.867	4.86	
Mechanical				
Inertia	lb-in-s ²	0.0349	0.0349	
	Kg-cm ²	39.431	39.431	
Maximum Speed	rpm	3000	3000	
Number of Motor Poles		8	8	
Resolver Speed		1	1	
Weight	lbs/Kg	77/35	77/35	

NOTE: A blower cooling option is available which will increase the motor's continuous stall torque by another 60%. Peak torque remains unchanged.

Overview

Software

Motion Controls

AC Controls

AC Motors

DC Controls

DC Motors

Linear Motors

Linear Stages

Engineering Information